
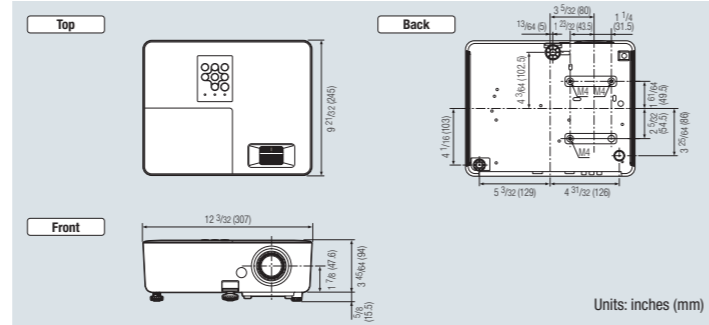


PG-LW2000/LX2000/LS2000



The PG-LW2000, PG-LX2000 and PG-LS2000 are identical in front, top and side cabinet appearance with the exception of the model number indication and HDMI logo. The PG-LS2000 does not have an HDMI terminal.

Dimensions



PG-LW2000/PG-LX2000/
PG-LS2000
3D Ready Data Projectors

Optional Accessories

Lamp



AN-LX20LP

Cable



AN-C3CP2
3-RCA to 15-pin D-sub cable
(10' (3 m))

Ceiling Mounts



AN-TK201
For high ceiling installation



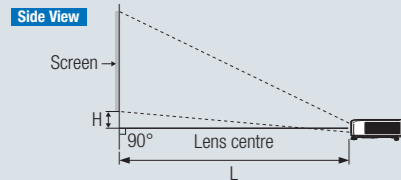
AN-TK202
For standard ceiling installation



AN-60KT
Installation adaptor

Note: Some of the optional accessories may not be available depending on the region. Please check with your nearest Sharp Authorized Projector Dealer or Service Center.

Screen Size and Projection Distance



PG-LW2000 16:10 Signal Input (Normal Mode)

Diag.	Picture size		Projection distance [L]		Distance from the lens center to the bottom of the image [H]
	Width (cm)	Height (cm)	Minimum [L1]	Maximum [L2]	
300"	254" (646)	159" (404)	32'9" (10.0m)	39'6" (12.0m)	2 3/8" (7cm)
200"	170" (431)	106" (269)	21'10" (6.7m)	26'4" (8.0m)	1 7/8" (4cm)
100"	85" (215)	53" (135)	10'11" (3.3m)	13'2" (4.0m)	9/16" (2cm)
40"	34" (86)	21" (54)	4'4" (1.3m)	5'3" (1.6m)	1/8" (1cm)

PG-LX2000/PG-LS2000 4:3 Signal Input (Normal Mode)

Diag.	Picture size		Projection distance [L]		Distance from the lens center to the bottom of the image [H]
	Width (cm)	Height (cm)	Minimum [L1]	Maximum [L2]	
300"	240" (610)	180" (457)	38'9" (11.8m)	46'5" (14.2m)	6 3/8" (17cm)
200"	160" (406)	120" (305)	25'10" (7.9m)	30'11" (9.4m)	4 3/8" (11cm)
100"	80" (203)	60" (152)	12'11" (3.9m)	15'6" (4.7m)	2 1/8" (6cm)
40"	32" (81)	24" (61)	5'2" (1.6m)	6'2" (1.9m)	1/8" (2cm)

3D Supported Signals

Signal	Horizontal frequency [kHz]	Vertical frequency [Hz]	Analog Support	Digital Support**
SVGA	800 x 600	77.1	120	✓
XGA	1,024 x 768	98.6	120	✓
WXGA**	1,280 x 720	92.6	120	✓
	1,280 x 800	101.6	120**	✓

*1 Only the field sequential signal is supported. HDMI 3D is not supported. (PG-LW2000, PG-LX2000 only)
**2 PG-LW2000 only. **3 Reduced blanking.

Precautions on Viewing Stereoscopic 3D

- The sense of three-dimensionality may vary between individuals.
- Viewing stereoscopic 3D may cause discomfort or eye strain.
- For protection of proper eye development, children should avoid viewing stereoscopic 3D.
- Avoid viewing stereoscopic 3D if you have a pre-existing oversensitivity to light, sleep disorder, heart disease, or are pregnant, in poor health, feeling unwell, or inebriated.
- Read the operation manual carefully to ensure viewing stereoscopic 3D with safety and comfort.

Specifications

Models	PG-LW2000	PG-LX2000	PG-LS2000
Display device	0.65" DLP® chip x 1	0.55" DLP® chip x 1	
Resolution	WXGA (1,280 x 800)	XGA (1,024 x 768)	SVGA (800 x 600)
Brightness	2,800 lumens		
Contrast ratio	2,000:1		
Lens	F-number	F 2.5 to 2.7	
	Zoom	Manual, x1.2 (f = 21.8 to 25.6 mm)	
	Focus	Manual	
Picture size	40" (102 cm) to 300" (762 cm)		
Projection distance	40": 1.3 to 1.6 m, 100": 3.3 to 4.0 m, 300": 10.0 to 12.0 m		
Input signals	Computer RGB	UXGA*, WSXGA+*, SXGA+, SXGA, WXGA+, WXGA, XGA, SVGA, VGA Mac 21", Mac 19", Mac 16", Mac 13" (* analog only)	
	DTV	1080P, 1080i, 1035i, 720P, 576P, 576i, 540P, 480P, 480i	
Input terminals	HDMI	x1	—
	Computer/Component (mini D-sub 15-pin)	x1	—
	Composite Video (RCA)	x1	—
	Audio (RCA)	x1 (L/R)	—
Control terminal	RX-232C (D-sub 9-pin)	x1	—
Horizontal frequency	15 to 110 kHz		
Vertical frequency	45 to 85 Hz		
Audio system	2W (mono)		
Fan noise	Eco+Quiet Off / Eco+Quiet On 37 dB / 32 dB		
Projection lamp	210 W		
On-screen display languages	English, German, Spanish, Dutch, French, Italian, Swedish, Portuguese, Russian, Polish, Hungarian, Turkish, Arabic, Persian, Vietnamese, simplified Chinese, Korean, Japanese		
Rated voltage	AC100 to 240 V		
Rated frequency	50 / 60 Hz		
Input current	2.7 A		
Power consumption	Eco+Quiet Off	267 W with AC 100 V, 254 W with AC 240 V	
	Eco+Quiet On	218 W with AC 100 V, 207 W with AC 240 V	
	Standby mode	1.9 W with AC 100 V, 2.3 W with AC 240 V	
Operation temperature	Eco	0.5 W with AC 100 V, 0.85 W with AC 240 V	
	Cabinet	41°F to 95°F (5°C to 35°C)	
Dimensions (main body only) W x H x D	12-3/32" x 3-45/64" x 9-21/32" (307 x 94 x 245 mm)		
Weight (approx.)	5.1 lbs. (2.3 kg)		
Supplied accessories	Remote control, two LR03 (AAA) batteries, power cord (6' (1.8 m)), RGB cable (6' (1.8 m)), initial setup guide, CD-ROM		

Design and specifications are current as of June 2012, but are subject to change without notice. • DLP®, the DLP logo are trademarks or registered trademarks of Texas Instruments. • The terms HDMI and HDMI High-Definition Multimedia Interface, and the HDMI logo are trademarks or registered trademarks of HDMI Licensing, LLC, in the United States and other countries. • All company and product names are trademarks or registered trademarks of their respective manufacturers. Sharp makes no warranties or representations of any kind with respect to these products. • Brightness values indicate overall average values of the product at the time of shipment and are stated based on ISO21118-2005.



Sharp's New 3D Ready Projectors with Super-Lightweight Body, High Brilliance and Multiple Terminal Types Supporting a Wide Range of Business, School, and Personal Applications



SHARP CORPORATION OSAKA, JAPAN

© SHARP CORP. (JUN. 2012 PRINT) | E



Lightweight and Easy-to-Operate 3D Ready Projectors with 2,800 Lumen High Brightness and HDMI Terminals for Various Applications



Easy Operation

Setup Guide OSD for Intuitive Operation

The projector setup guide provides intuitive on-screen images to show the next step for setup, including focus, zoom, and height adjustment.

Quick Menu OSD

The projectors are equipped with on-screen display quick menus to immediately set the resolution, keystone, and Eco Mode. Also, the large operation buttons are easy to see and use.

Quick Start

It takes only approx. 5 seconds to project an image*.

* When the setup guide is off.



Direct Power Off Switching

Direct Power Off lets users immediately unplug the projector and take it from the location. In addition, it also helps control the power simultaneously for multiple projectors by using the room's primary power switch with the auto restart function.

A Variety of Basic Features

BrilliantColor™ Technology with Five-Segment Color Wheel

BrilliantColor™ Technology improves picture brilliance particularly for intermediate colors, providing natural detailed images. Sharp has also developed a 2x Speed Color Wheel with five color segments including yellow added to red, green, blue, and white. With Sharp's unique color-matching technology and these five color combinations, images can be reproduced with highly realistic colors.



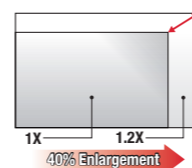
3D Ready

Incorporating DLP® Link™ technology, 3D image projections provide a wider range of applications including for schools and companies, allowing fuller perception of images for presentations and various content.



1.2x Optical Zoom for Flexible Installation

With 1.2x optical zoom, the screen can be enlarged about 40% while maintaining the picture quality, and a screen as large as 100" can be projected from a distance of only 3.9 to 4.7 m*. Picture projection can be easily adjusted in various situations.



* 3.3 to 4.0 m for the PG-LW2000.

2,800 Lumen High-Brilliance Projector with Lightweight Body and HDMI Terminals

2,800 Lumen High Brightness

Sharp's advanced optoelectronics technology maximizes light output, providing crystal clear images in high brightness of 2,800 lumens.

Lightweight Body

The projectors are compact and weigh only 2.3 kg, featuring a lightweight body in the industry's top class, so they can be easily and quickly packed, carried, and set up.



HDMI Terminals (PG-LW2000/LX2000)

Digital-to-digital connection can be made simply by using a cable, delivering high-quality reproduction.



Safety and Reliability

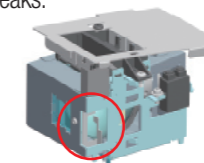
Long-Life High-Performance DLP® Chip

The DLP® chip in the projectors provides stable performance and delivers high-quality pictures for longer periods, achieving a life of 20,000 hours*.

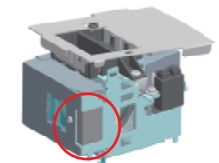
* The life is measured at the surrounding temperature of 25°C. This is a reference value and is not guaranteed.

Safe Lamp Housing Structure

When the lamp is removed from the projector for replacement, the lamp door automatically closes, ensuring safe replacement in the event that the lamp breaks.



Lamp door opens.



Lamp door closes.

Also, lamp replacement is easy even when the projector is mounted on the ceiling with the lamp on top.



Filter-Free Design

The sealed DLP® chip with filter-free design prevents dust and dirt particles from entering core parts of the optics. There is no need to worry about costs for filter replacement, ensuring lower maintenance and operating costs.

Eco-Oriented Design

Long Lamp Life

The projectors use a 5,000 hour* long-life lamp, reducing the frequency of lamp replacement and reducing costs.

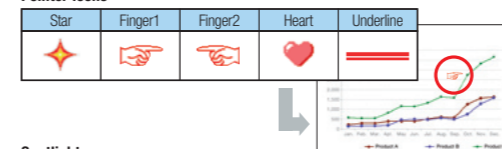
* With Eco+Quiet Mode on.

- 0.5 W low power consumption on standby
- Auto Power Off function
- RoHS compatibility
- Produced at ISO14001-certified factory

Presentation Assist Remote Control

With the GUI pointer, five different icons can be displayed to effectively use for your presentations. Three spotlight sizes, ranging from 1/25, 1/9 or 1/8 the screen, provide visual effects to focus on a specified subject. Also, the remote control can be used up to 10 m.

Pointer Icons



Spotlights

